

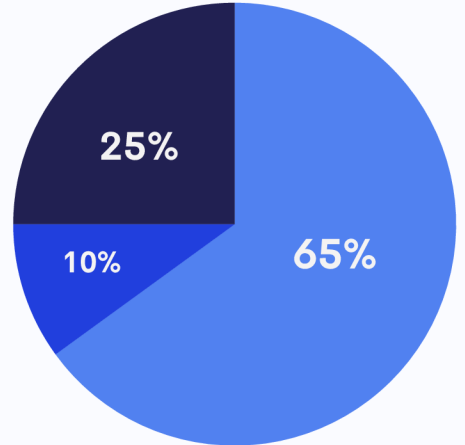
Market Analysis & Economic Impact Report

Welcome to this week's Market Analysis Report, your go-to resource for navigating the markets with confidence. Each Monday, we'll bring you a comprehensive breakdown of the key market movers, trends, and opportunities shaping the trading week ahead.

PORTFOLIO BREAKDOWN

The final trading week of January saw continued difficulty as the gravity of the new Trump Whitehouse took affect over the US. Many ranging assets.

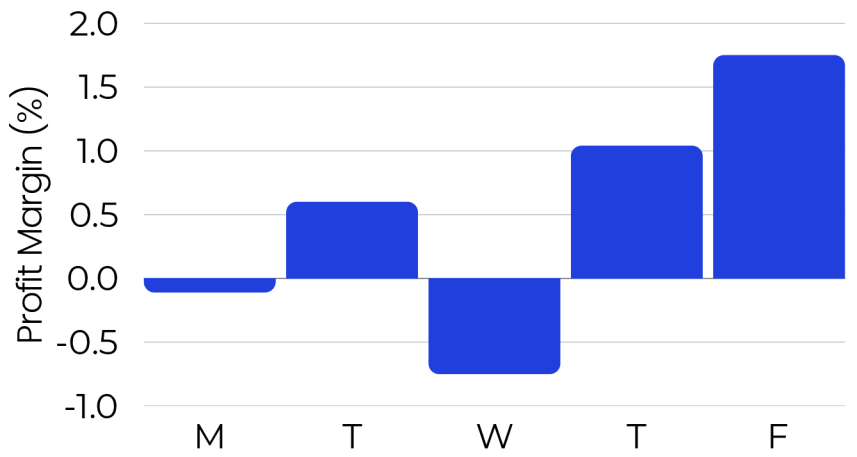
Forex	Indices	Commodities
25%	65%	10%



WEEKLY RETURN

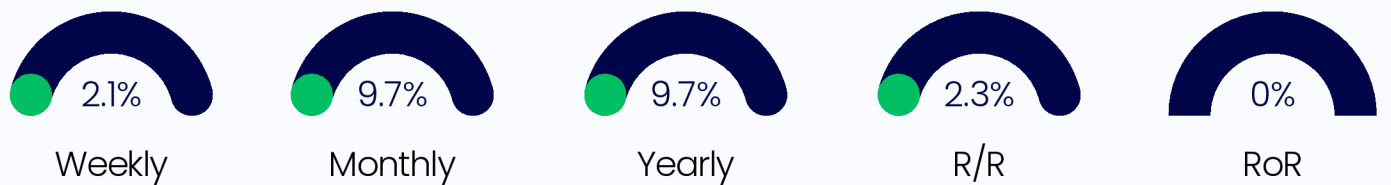
Increased layers of defence employed last week. Blanket risk reduction by 0.05% per position.

Realised Growth (%)
2.52 % 20/01/2025



PORTFOLIO METRICS

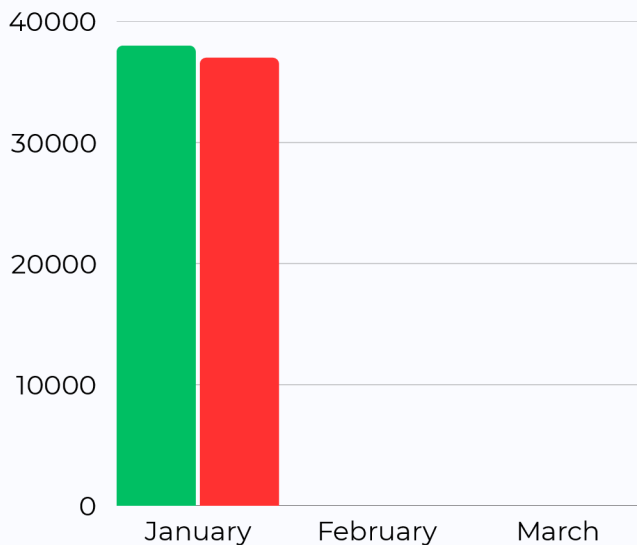
A complete overview of the major portfolio metrics to date.



TRADING VOLUME

CUMULATIVE RETURN (%)

Shows the Portfolio's Trading Volume Longs VS Shorts



Display of the total realised Portfolio returns



Total Return 582.58%

The current total cumulative returns across all asset classes since funds initial inception on the 17th of July 2023.

PORTFOLIO RATIOS COMPARISON

Compare Funds Return with industry averages.

UTCf Return
2.52%

S&P500
3.4%

UKFTSE
3.16%

Market Trends and Opportunities

Weekly US Stock Expectation



The Standard & Poor's

The S&P this week begins, like most trading assets, with a significant gap. This as a direct result of Trump's war on trade and increased tariffs. We expect a volatile week ahead but even so, looking for a complete stock market correction to previous highs.

Weekly Forex Expectation



AUD/USD

Similarly to the S&P, the AU has opened far lower this week due to increase tariffs from Trump. With this in mind, we do expect price to close the gaps and for the dollar rally to subside leading the way for a price correction to the next major point of liquidity above.

Weekly Energy Expectation



Natural Gas

Natural Gas will generally gap up or down on the weekly open and this week is no exception. Price currently has gapped up slightly above the designated BoS point. We do expect this gap to be closed somewhat, but then for demand to continue with a short lived rally.

Weekly Metal Expectation



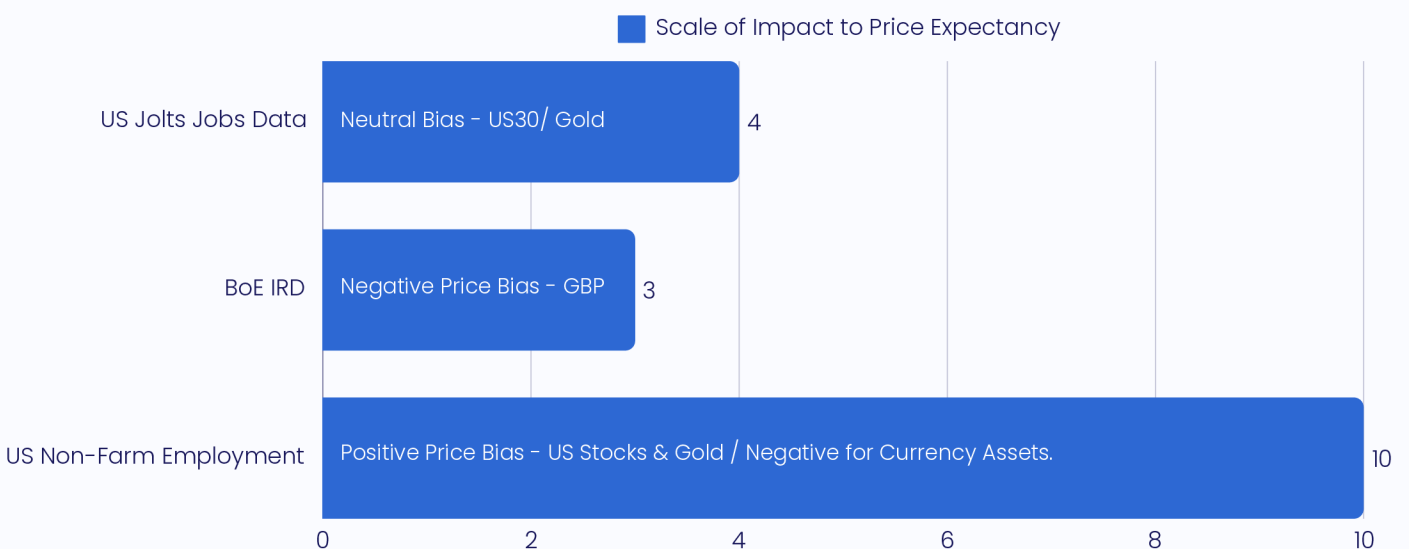
XAU/USD (GOLD)

Gold this week is in a difficult spot and we expect increased volatility in the precious metal. This at the result of Trump. New ATH recently formed but now trading at major decision point. We expect a BoS below to lead to a decline to liquidity or a BoS above for a push to 2840.

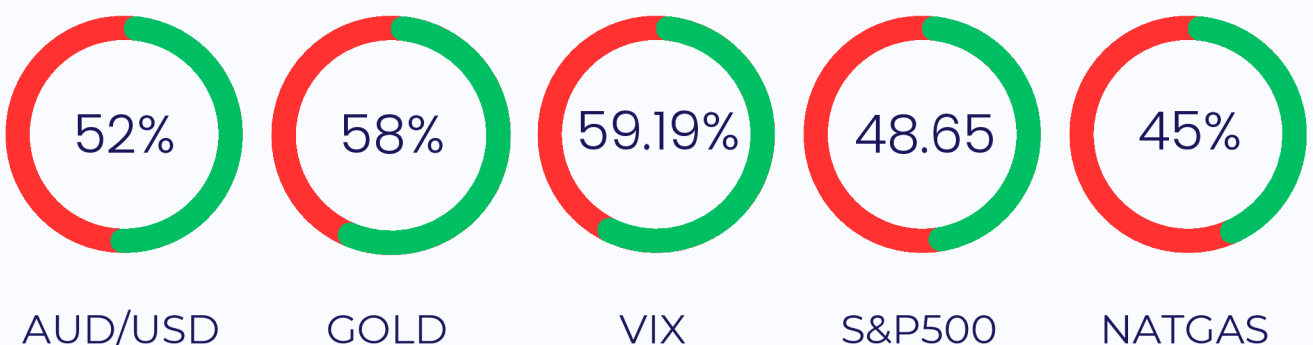
Market Challenges

News Catalysts Vs Price Bias

Econ-Impact | Dovish/Hawkish Data Scale



State Structure Volatility Index (Institutional Longs Vs Shorts)



AUD/USD

GOLD

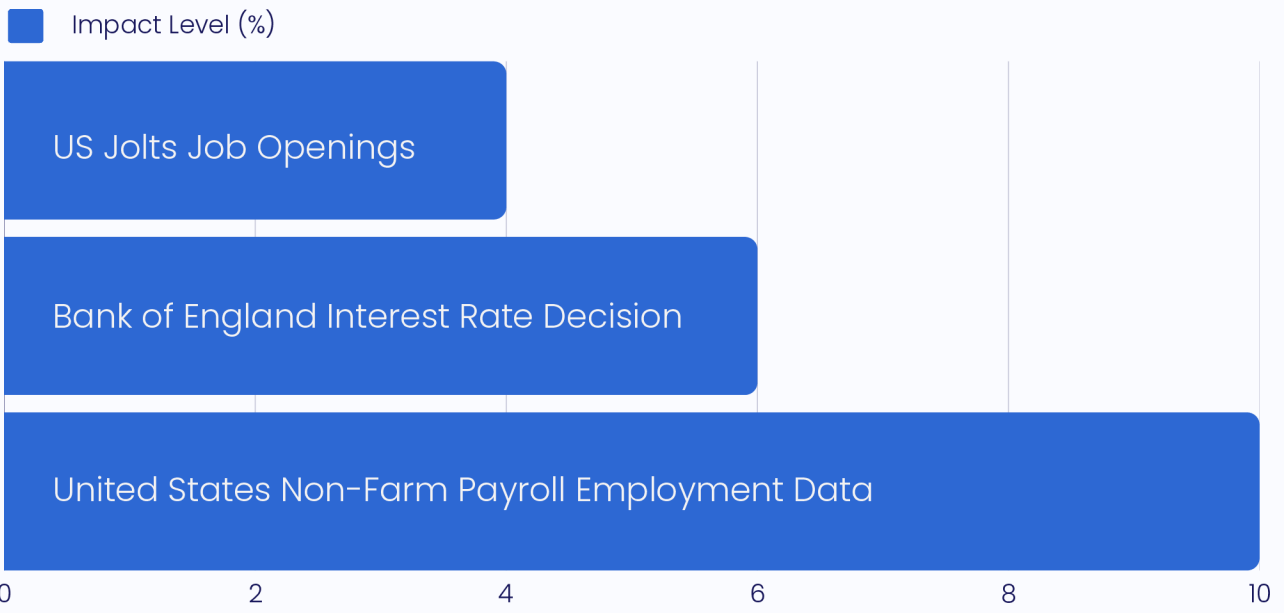
VIX

S&P500

NATGAS

Economic & Order Book Impact Report

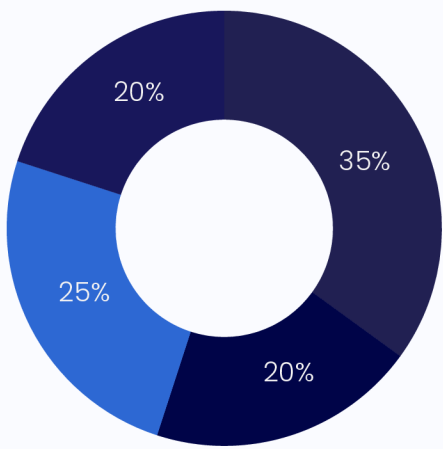
Economic Impact Scale



Multi-Asset Impact Gauge | Indices, Equities, FX & Commodities

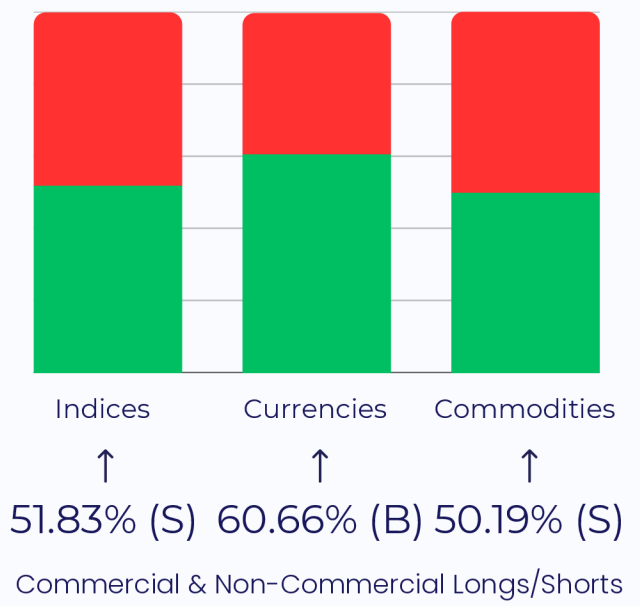
A full view display of each asset class and the percentage impact they will face from the week ahead news catalysts.

- Indices
- Equities
- Forex
- Commodities



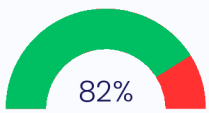
Money Flow Trends (Buy-side Vs Sell-side Interest Per Asset Class)

- Buying Interest (Per Asset Class)
- Selling Interest (Per Asset Class)

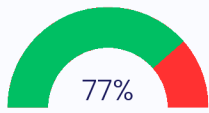


Equities In Focus

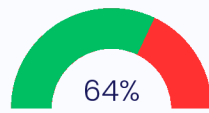
(WAVE)



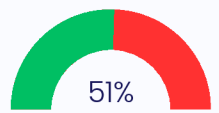
(VGAS)



(ELLO)

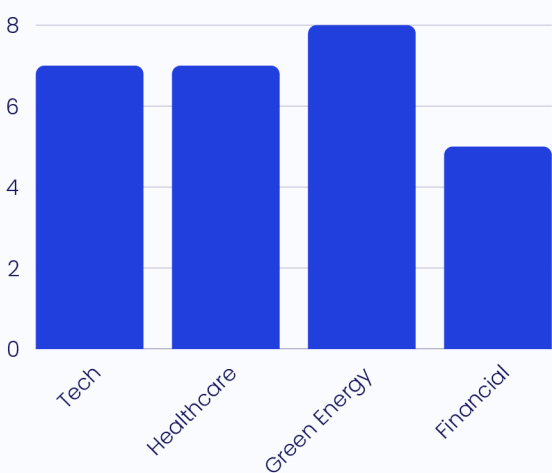


(NRGV)



Institutional Buying Interest By Sector

Show the comparison of online presence in brokers and institutions based on COT data.



The growing emphasis on ESG factors in investment decisions has further bolstered the appeal of green energy companies. Recent geopolitical events highlighting the importance of energy independence have also driven interest in domestic renewable sources.

Spotlight Equity of The Week

Displays buying or selling interest in particular asset chosen via levels of volatility and trading volume.

- 75-100%
- 50-75%
- 25-50%
- 0-25%



(CEG) Constellation Energy Corporation

As a standout performer with a 117.87% return over the past year, Constellation Energy is our highlight pick. The company is a major player in clean energy production and distribution, with a significant focus on nuclear power and renewable sources. Their scale and diverse energy portfolio position them well to capitalize on the ongoing energy transition.

Disclaimer:

The information provided in this market analysis report is for informational and educational purposes only and should not be considered as financial advice or a recommendation to trade or invest. Trading in financial markets involves significant risk and may not be suitable for all investors. Past performance is not indicative of future results. While efforts are made to ensure the accuracy of the information provided, The Underground Trading Community (UTC) does not guarantee the completeness or reliability of the data. Any reliance you place on this material is strictly at your own risk. For our track record and more details, please visit <https://www.the-utc.com/track-record>.